





-  BASEBALL
-  BLEACHERS
-  DRINKING FOUNTAIN
-  PLAYGROUND
-  RESTROOMS
-  MONUMENT
-  TENNIS COURT  
courts 36'x78'  
7' between courts
-  PICNIC SHELTER

WALKING PATH: 2,730 feet  
(.517 Miles)  
2 laps = Approx. 1 mile

