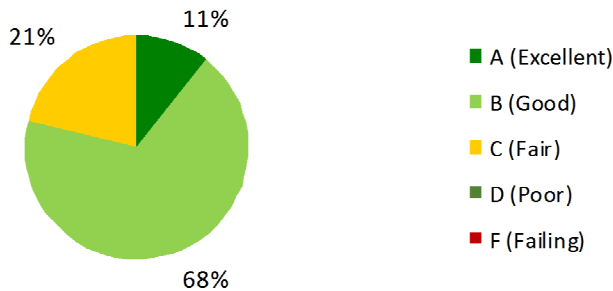


2016 PARK REPORT CARD SUMMARY

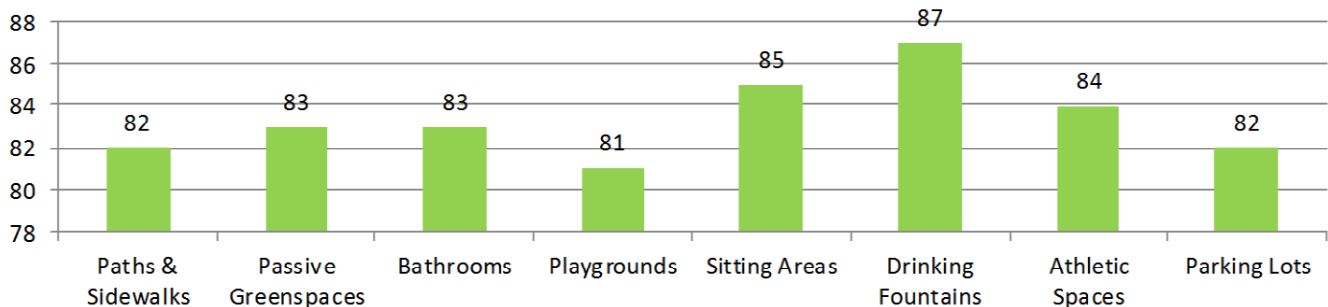
B

Park Grade Distribution



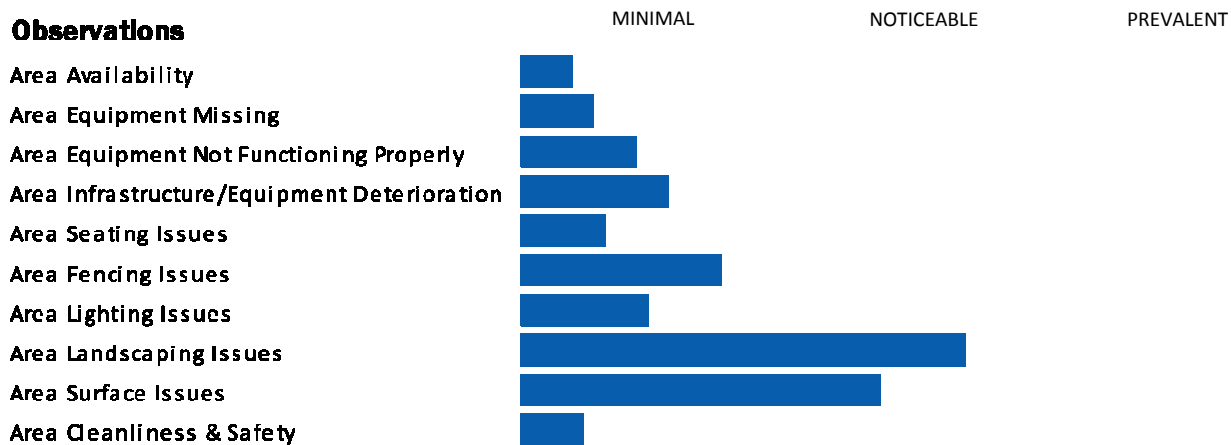
The majority of parks received a B (Good). Two parks received an A (Excellent) and 4 parks were given a C (Fair). No parks received a Poor or Failing score in 2016. Those parks receiving the highest and the lowest scores were evenly distributed throughout the community, ensuring that resources have been share equally throughout the park system.

Park Feature Scores



Overall, each feature area received a score of “Good” in 2016. Most scores were relatively unchanged from the prior year, except for Drinking Fountains and Bathrooms, both rated 5 points lower than in 2015.

Observations



Very few issues were found with availability of amenities or with cleanliness or safety issues. Improvements were seen to fencing from the prior year, while equipment functionality and landscaping issues became more prevalent.

